



A FRAMEWORK TO EVALUATE MUSCULOSKELETAL MODELS OF CARE



SUPPORTING ORGANISATIONS

The following organisations publicly support this evaluation framework.



AMERICAN ACADEMY OF ORTHOPAEDIC SURGEONS



AMERICAN COLLEGE OF RHEUMATOLOGY (ACR)



ARTHRITIS AUSTRALIA



ARTHRITIS NEW ZEALAND



ASIA PACIFIC LEAGUE OF ASSOCIATIONS FOR RHEUMATOLOGY (APLAR)



ASSOCIATION OF RHEUMATOLOGY HEALTH PROFESSIONALS (ARHP)



AUCKLAND UNIVERSITY OF TECHNOLOGY



AUSTRALIAN ORTHOPAEDIC ASSOCIATION (AOA)



AUSTRALIAN PAIN SOCIETY



AUSTRALIAN PHYSIOTHERAPY ASSOCIATION



AUSTRALIAN RHEUMATOLOGY ASSOCIATION (ARA)



BONE AND JOINT CANADA



BRITISH INSTITUTE OF MUSCULOSKELETAL MEDICINE



EUROPEAN LEAGUE AGAINST RHEUMATISM (EULAR)



EUROPEAN REGION OF THE WORLD CONFEDERATION FOR PHYSICAL THERAPY (ER-WCPT)



EUROPEAN SOCIETY FOR CLINICAL AND ECONOMIC ASPECTS OF OSTEOPOROSIS, OSTEOARTHRITIS, FRAILITY AND SARCOPENIA (ESCEO)



FIT FOR WORK EUROPE



FRAGILITY FRACTURE NETWORK (FFN)



Standing tall

HANDICAP INTERNATIONAL



INSTITUTO DE SALUD MUSCULOESQUELETICA



International Cartilage Repair Society

INTERNATIONAL CARTILAGE REPAIR SOCIETY



INTERNATIONAL LEAGUE OF ASSOCIATIONS FOR RHEUMATOLOGY (ILAR)



INTERNATIONAL OSTEOPOROSIS FOUNDATION (IOF)



MACQUARIE UNIVERSITY



MEDICAL UNIVERSITY OF VIENNA



MOVE: MUSCLE BONE & JOINT HEALTH



NATIONAL RHEUMATOID ARTHRITIS SOCIETY (UK)



North East Quality Observatory Service

NORTH EAST QUALITY OBSERVATORY SERVICE (NEQOS) NHS (UK)



OSAKA HEALTH SCIENCE UNIVERSITY



OSTEOARTHRITIS RESEARCH SOCIETY INTERNATIONAL (OARSIS)



osteoporosis australia

OSTEOPOROSIS AUSTRALIA (OA)



PAINAUSTRALIA



PAINLESS



PAKISTAN SOCIETY FOR THE REHABILITATION OF THE DISABLED



PAN AMERICAN LEAGUE OF ASSOCIATIONS FOR RHEUMATOLOGY (PANLAR)



RHEUMATOLOGY HEALTH PROFESSIONALS ASSOCIATION



ROMANIAN OCCUPATIONAL THERAPY ASSOCIATION



ROMANIAN SOCIETY OF REHABILITATION MEDICINE



The Royal College of
Chiropractors

ROYAL COLLEGE OF CHIROPRACTORS UK



SOUTHERN DENMARK UNIVERSITY



SYDNEY NORTH HEALTH NETWORK



THE EHLERS-DANLOS SOCIETY



UNITED STATES BONE AND JOINT INITIATIVE



UNIVERSITY OF MELBOURNE



WORLD CONFEDERATION FOR PHYSICAL THERAPY



WORLD FEDERATION OF OCCUPATIONAL THERAPISTS



ZIMBABWE ASSOCIATION
OF OCCUPATIONAL THERAPY

Please direct correspondence to:

Associate Professor Andrew Briggs
Email: A.Briggs@curtin.edu.au

Suggested citation for this report

Briggs AM, Jordan JE, Jennings M, Speerin R, Chua J, Bragge P, Slater H (2016):
A Framework to Evaluate Musculoskeletal Models of Care. Cornwall, UK: Global
Alliance for Musculoskeletal Health of the Bone and Joint Decade.

CONTENTS

Foreword	5
----------	---

1

Executive summary and using this report

The Framework at a glance	7
What is a Model of Care?	7
Who uses Models of Care?	7
Purpose of this project and the Framework	7
What is the Framework designed to do and why should I use it?	8
Development of the Framework	8
How to use the Framework	8
How to use this document and the Framework	9
The document as a whole	9
The Framework in Part 3	9
Navigating the Framework for the evaluation of musculoskeletal Models of Care	11
A checklist of essential items for evaluating Models of Care	12

2

Setting the scene

Background Information	14
Context	14
Models of Care	14
The Framework	15
Intended audience	16
Our approach to developing the Framework	16

3

The Framework

READINESS STREAM

1	Structure and components of the MoC document	21
1A	A clear outline	21
1B	A data-driven case for change	22
1C	Define the target population/priority groups	23
1D	Cost-effectiveness data	24
2	Engagement and consultation	25
2A	Important stakeholders	25
2B	What to ask and explore	26
2C	Seeking endorsement	27
2D	Identifying and supporting local champions	27
3	Promoting best practice by describing <i>what</i> care and <i>how</i> to deliver it	28
3A	Align to contemporary standards	28
3B	Identify required behaviour changes	28
3C	Utilise different service delivery modes	29
3D	Specify communication and referral pathways	29
4	Consumer centric	30
4A	Practical, user-friendly recommendations	30
4B	Partnership-based service delivery and funding	30

INITIATING IMPLEMENTATION STREAM

5	Optimising implementation and evaluation success	32
5A	Assess system readiness	32
5B	Linking to local resources	32
5C	Identifying likely workforce requirements	33
5D	Building a comprehensive implementation plan	34
5E	Formative evaluation of MoC components	35
5F	Establishing a User Reference Group	35

3

The Framework

SUCCESS STREAM

6	Continuous improvement processes	37
6A	Pragmatic evaluations over time	37
6B	Quality assurance and troubleshooting mechanisms	38
6C	Data collection processes for key performance indicators	39
6D	Promoting research priorities	39
7	Key performance indicators	40
7A	Consumer relevant outcomes	40
7B	Service delivery partnerships and pathways	41
7C	Cost-effectiveness	42
7D	Stakeholder behaviour changes	43
8	Engagement and participation	44
8A	Awareness and knowledge of the MoC	44
8B	Reach to target population	45
8C	Satisfaction with processes and programs	45
9	Uptake and integration	46
9A	Adaptability across settings and responsiveness	46
9B	Innovative changes to service resourcing	47
9C	The MoC becomes routine business	47
9D	The MoC is utilised as a resource	48
9E	The new MoC replaces the old MoC	48

4

Putting the Framework into practice

Scenario 1: Using the Framework to judge the readiness of a Model of Care for osteoarthritis	51
Scenario 2: Using the Framework to assess preparedness for implementation or prepare for implementation	56
Scenario 3: Using the Framework to judge the success of a Model of Care for osteoporosis	60

5

Supporting information

Definitions of terms	65
Acknowledgements	67
References	69

FOREWORD

The burden of disease associated with chronic non-communicable diseases (NCDs), particularly musculoskeletal conditions, is now clear. Indeed, data from the most recent analyses of the Global Burden of Disease study unequivocally reinforce this issue.

Urgent and coordinated global action is required to address the rising burden of disease associated with these conditions to ensure health services can meet the current and future needs of health consumers. Supporting low and middle-income nations to develop appropriate responses now is essential.

Models of Care represent one approach to respond to the burden of NCDs. Models of Care outline the principles of best practice management for specific conditions, thus providing guidance for 'what works' and 'how to implement it'.

Although many nations are developing Models of Care to address NCDs, there remains inconsistency in the approach to their development and evaluation, making comparisons between them difficult. Further, achieving sustainable implementation is challenging. For these reasons, development of an internationally-informed framework to evaluate the 'readiness' of Models of Care for implementation and their 'success' after implementation is of international importance.

The Global Alliance for Musculoskeletal Health of the Bone and Joint Decade is pleased to be a partner on this project that aimed to develop such a framework. While the focus of the Framework has been on musculoskeletal health, the end products have relevance to Models of Care for NCDs generally.

As a global community, our call to action is to now use the Framework to support and optimise our development, implementation and evaluation endeavours to improve the lives of people who are at risk of, or live with, chronic NCDs.



Professor Anthony D. Woolf
Chair

Global Alliance for Musculoskeletal Health
of the Bone and Joint Decade





EXECUTIVE
SUMMARY
AND USING
THIS REPORT

Models of Care are increasingly viewed as an effective strategy to improve health service planning and delivery for non-communicable diseases. Despite the increased attention towards Models of Care, a universal framework to evaluate a Model's readiness for implementation and success after implementation is lacking. This Framework addresses these important gaps.

THE FRAMEWORK AT A GLANCE

What is a Model of Care?

A Model of Care (**MoC**) is a principle-based guide that describes best practice care for particular health conditions or populations. The focus is on person-centred care and consideration of applicability in local settings. A MoC is not an operational plan for a health service or a clinical practice guideline.

Who uses Models of Care?

MoCs have cross-sector and multi-stakeholder relevance. Policy makers, health administrators and managers, service delivery organisations, clinicians, researchers, funders, advocacy organisations and consumers use MoCs to inform best practice planning and delivery of health services.

Purpose of this project and the Framework

To develop a comprehensive evaluation framework to assess the *readiness* for implementation and *success* after implementation of musculoskeletal MoCs. The Framework provides principle-based guidance on evaluating these important areas. Particular emphasis is placed on ensuring the Framework is applicable across a diverse range of environments and contexts.

What is the Framework designed to do and why should I use it?

The Framework is designed to help individuals and organisations tasked with the planning, implementation or evaluation of MoCs.

Specifically, the Framework can be used to:

- Develop a clear and concise MoC document that is acceptable to local stakeholders.
- Judge whether a MoC is ready for implementation → *Readiness Stream*.
- Guide the initial implementation process → *Initiating Implementation Stream*.
- Consider performance measures that are likely to indicate the MoC is successful → *Success Stream*.

Part 4 of this report, “Putting the Framework into practice” provides practical examples of how the Framework could be used in practice.

Development of the Framework

The Framework was developed using a four-phase approach, drawing on the knowledge and experiences of 93 international experts across 30 countries.

- **Phase 1:** Identification of the important concepts that underpin ‘readiness’ and ‘success’ of MoCs, based on in-depth interviews with Australian experts.
- **Phase 2:** Assessment of these concepts and their further development with an international panel of experts using an eDelphi method.
- **Phase 3:** Translation of the concepts into a usable and meaningful Framework for end users using a Knowledge-to-Action approach.
- **Phase 4:** Testing of the accuracy and acceptability of the Framework with the international expert panel.

How to use the Framework

The Framework has three streams:

- Readiness.*
- Initiating implementation.*
- Success.*

Each stream has a number of domains and each domain has a number of themes. Each domain and theme is numbered to allow easy navigation across the Framework (Figure 1). Use the map on page 11 to identify relevant parts for your work.

Themes marked with a gold star have been identified as essential to a particular stream (see essential checklist on page 12). Other themes should be viewed as important, but not necessarily essential in all settings.

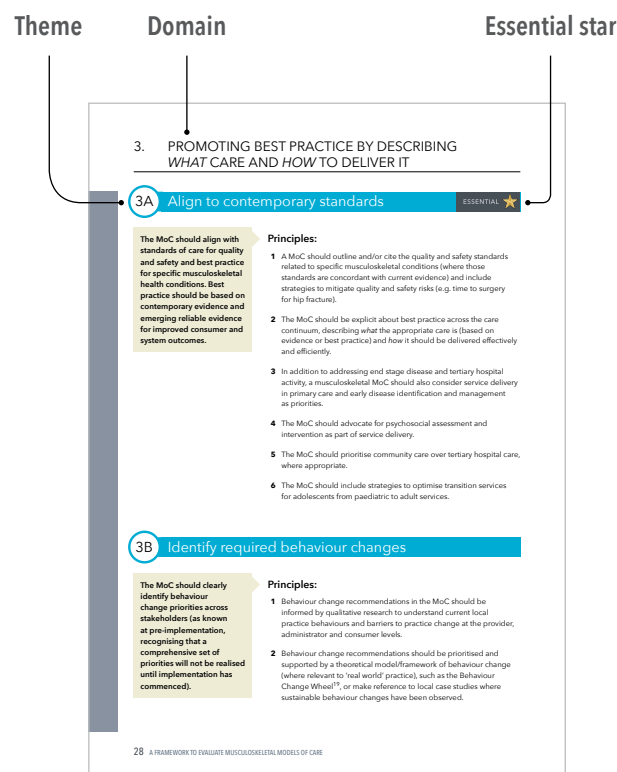


Figure 1: Example of Framework layout

HOW TO USE THIS DOCUMENT AND THE FRAMEWORK

The document as a whole

The document is divided into five parts:

- Part 1 is the executive summary.
- Part 2 provides the background to the project.
- Part 3 contains the Framework.
- Part 4 provides scenarios of how the Framework could be applied in practice.
- Part 5 contains supporting information – definitions, acknowledgements and references.

The Framework in Part 3

The Framework contains three STREAMS:

Stream 1. Readiness (blue section): this stream outlines what should be included in a regional or national MoC, how it should be presented and the process of development. This stream is relevant to developers at a national or regional level.

Stream 2. Initiating Implementation (orange section): this stream describes how to approach implementation after a MoC has been developed.

It provides guidance on what to consider for optimising implementation success and how to develop an implementation plan. This stream is relevant to those tasked with implementation of a MoC, usually at a local or regional level.

Stream 3. Success (green section): this stream considers how to approach evaluation, including both formative evaluation and impact evaluation that includes consumer and system-relevant outcomes. This stream is relevant to those tasked with monitoring the outcomes of a MoC, usually at a local or regional level.

Important notes for interpreting the Framework (Part 3):

- Within each stream are a number of DOMAINS.
- Within each domain are a number of THEMES.
- Essential themes are indicated by a gold star.
- A number of PRINCIPLES underpin each theme.

Figure 2 below shows how the Framework is structured using this hierarchy.

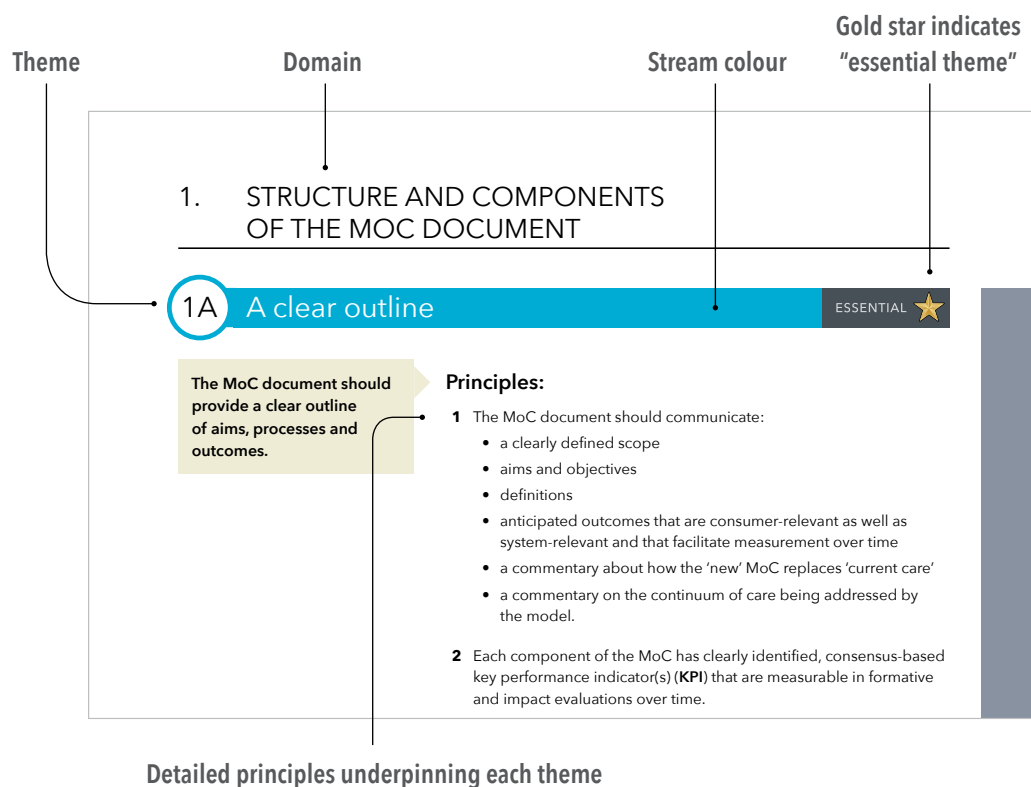


Figure 2: Structure of the Framework illustrating a stream, domain, theme and principles. Here, the Readiness stream is used as an example.

Additional section for Success stream

The *Success stream* contains additional information on performance indicators/methods/data. This additional information recommends the “how to” with respect to undertaking evaluation activities (Figure 3).

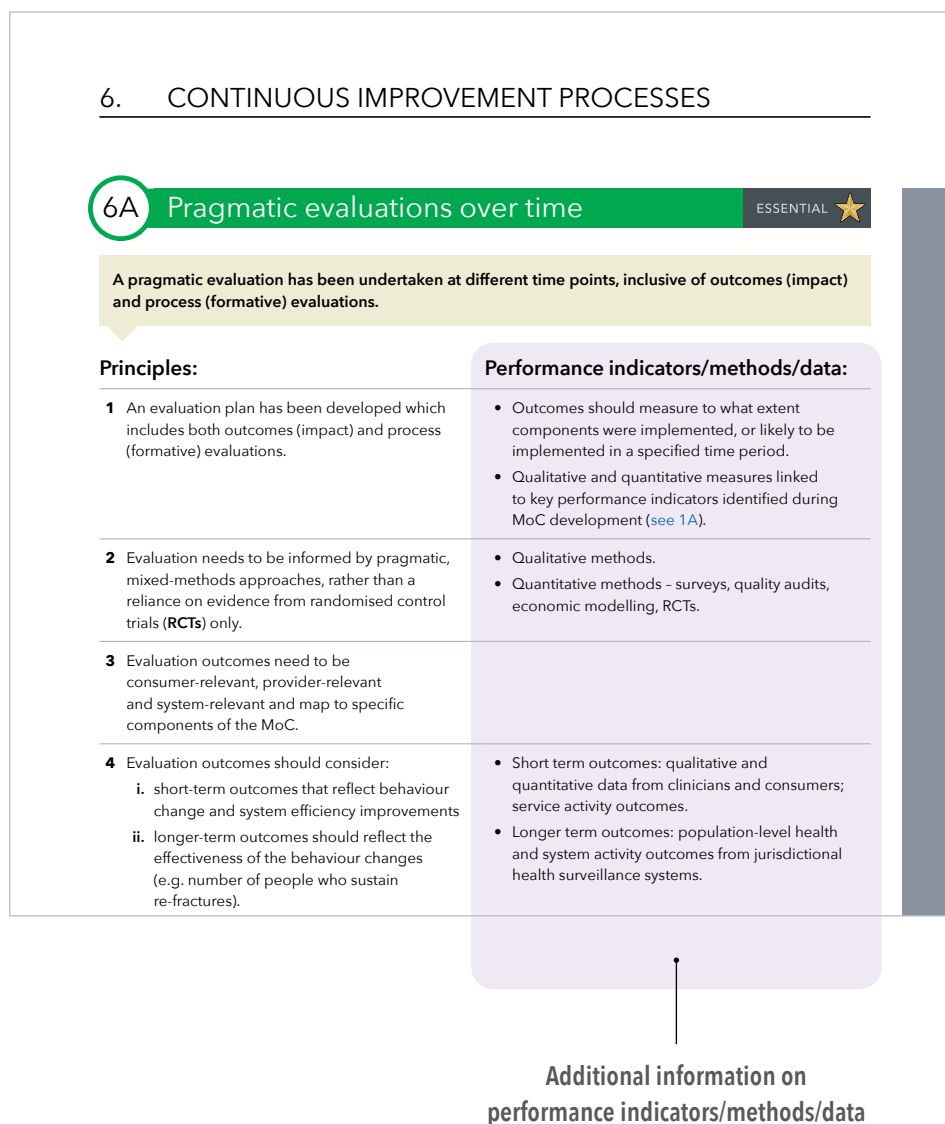


Figure 3: Schematic of the Success stream illustrating the additional section related to performance indicators/methods/data.

NAVIGATING THE FRAMEWORK FOR THE EVALUATION OF MUSCULOSKELETAL MODELS OF CARE



Figure 4: Orientation map for the Framework illustrating the 3 streams (3 colour bands), domains within the streams (blocks) and themes in the domains.

A CHECKLIST OF ESSENTIAL ITEMS FOR EVALUATING MODELS OF CARE

The checklist below is a quick reference tool that contains only the essential evaluation areas, as determined by the expert panel that informed the development of the Framework. The checklist should be used in conjunction with the full Framework (Part 3 of this report), rather than a stand-alone resource.

READINESS STREAM		ESSENTIAL ★
1A	The MoC document should provide a clear outline of aims, processes and outcomes.	<input checked="" type="checkbox"/>
1B	The MoC document should outline a well-developed and objective 'case for change' argument based on local, regional or national circumstances.	<input checked="" type="checkbox"/>
1C	The MoC should clearly define the target population and identify any specific priority groups.	<input checked="" type="checkbox"/>
2A	The MoC should be informed by meaningful engagement and consultation with a broad range of stakeholders.	<input checked="" type="checkbox"/>
3A	The MoC should align with standards of care for quality and safety and best practice for specific musculoskeletal health conditions.	<input checked="" type="checkbox"/>
4A	The MoC should be consumer-centred in all aspects and user-focused when describing recommendations for implementation.	<input checked="" type="checkbox"/>
INITIATING IMPLEMENTATION STREAM		ESSENTIAL ★
5D	An implementation plan should be developed which includes guiding principles to inform the development of locally-relevant project or business plans to facilitate implementation of specific components of the MoC.	<input checked="" type="checkbox"/>
SUCCESS STREAM		ESSENTIAL ★
6A	A pragmatic evaluation has been undertaken at different time points, inclusive of outcomes and process evaluations.	<input checked="" type="checkbox"/>
6B	The MoC has ongoing quality assurance and troubleshooting processes.	<input checked="" type="checkbox"/>
6C	Data collection processes have been established to measure pre-defined key performance indicators (KPIs).	<input checked="" type="checkbox"/>
7A	Over time, there is evidence of improved consumer experiences, access, health outcomes and quality of life.	<input checked="" type="checkbox"/>
7D	Once fully implemented, there is behaviour change amongst stakeholders, led initially by opinion leaders, aligned to the recommendations of the MoC.	<input checked="" type="checkbox"/>
8A	There is an awareness of the MoC amongst stakeholders and organisations (inclusive of consumers) in the long term.	<input checked="" type="checkbox"/>
9A	The MoC has adaptability to be implemented in different contexts/environments/cultures and evolves over time.	<input checked="" type="checkbox"/>

